

2015

2015 8 20



中国忠旺
China Zhongwang



● 2015





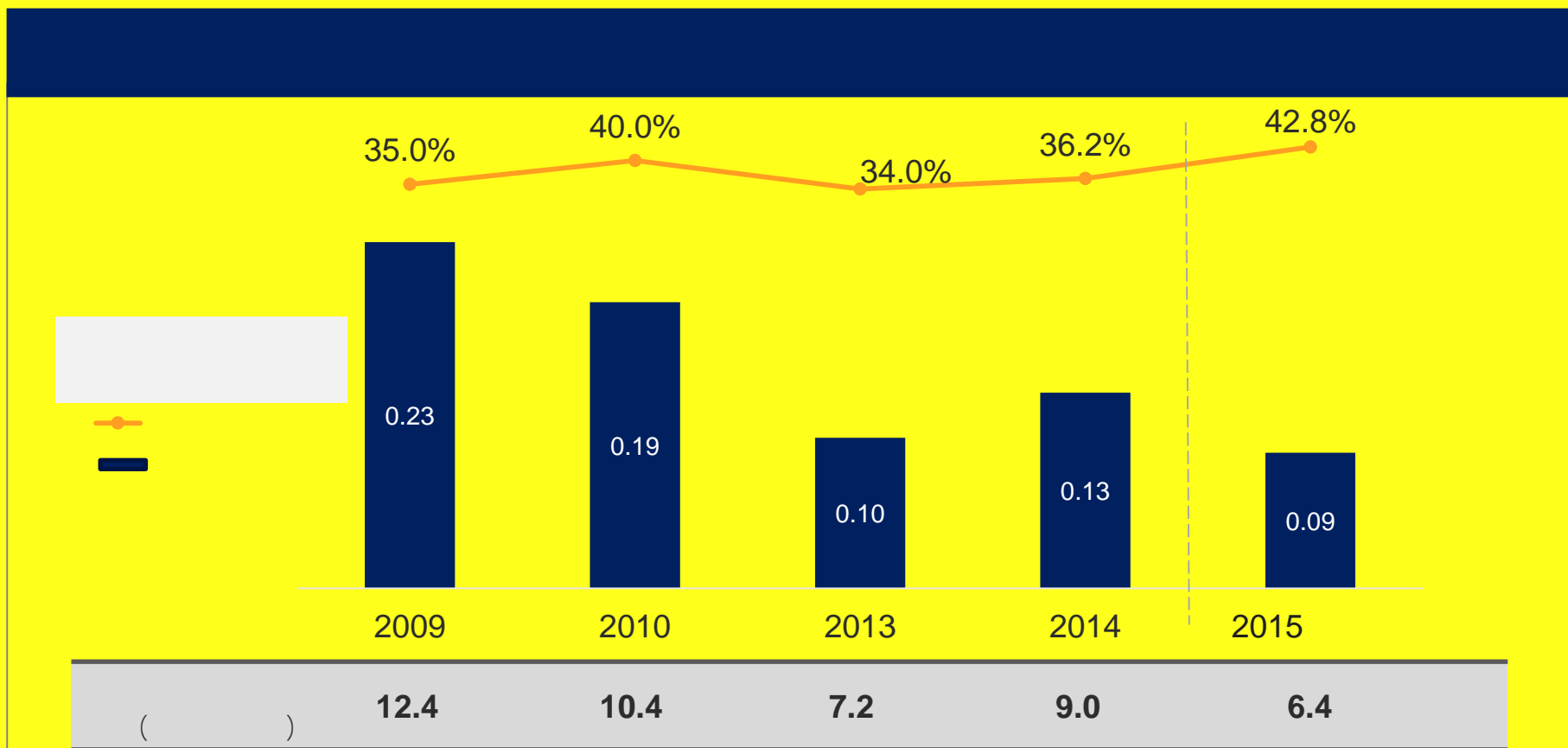
 2015



中国忠旺
China Zhongwang
www.zhongwang.com

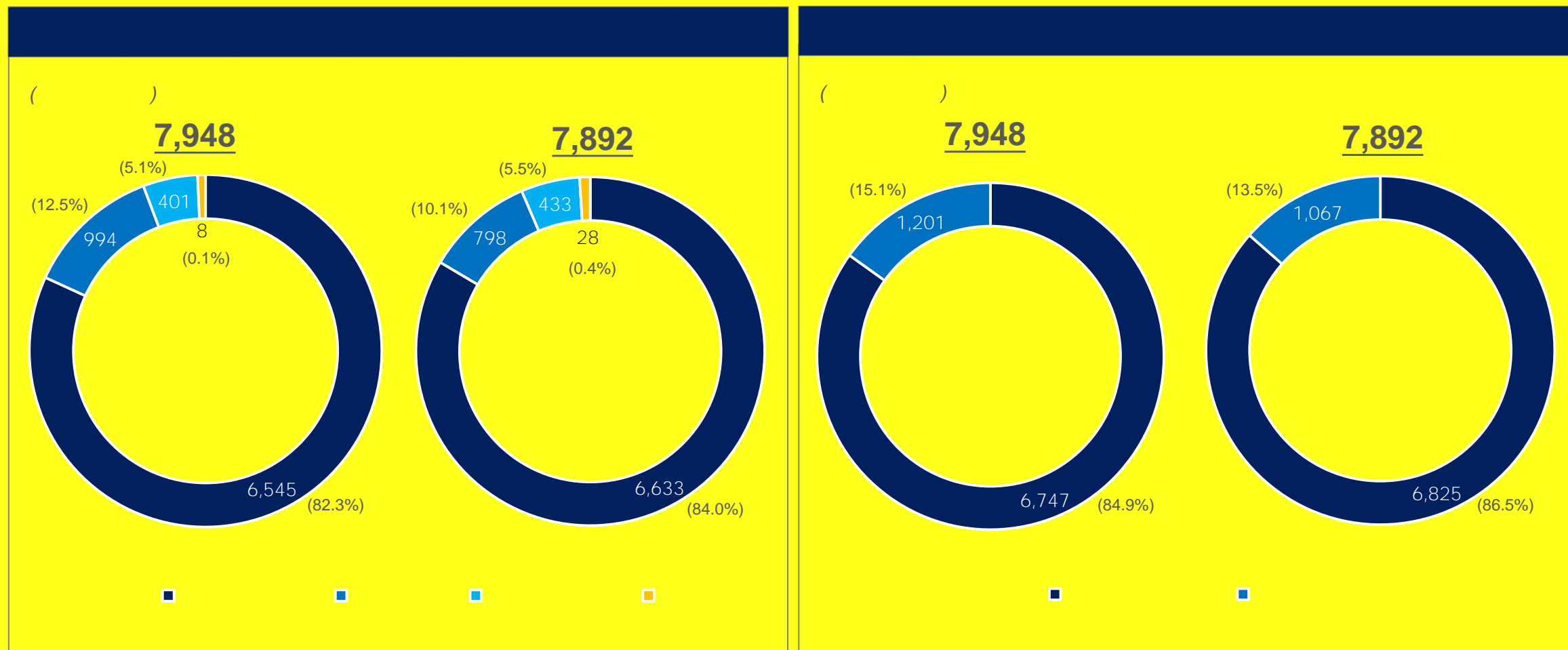
32.2%

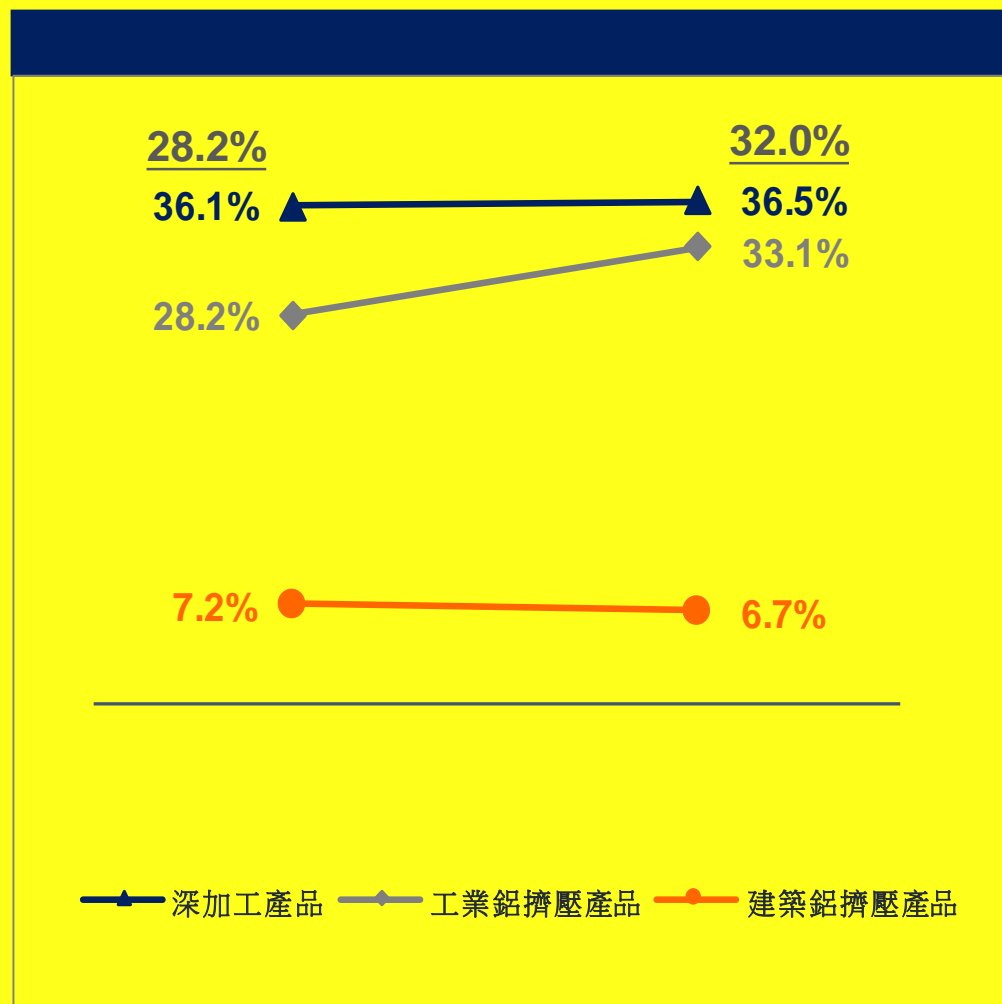
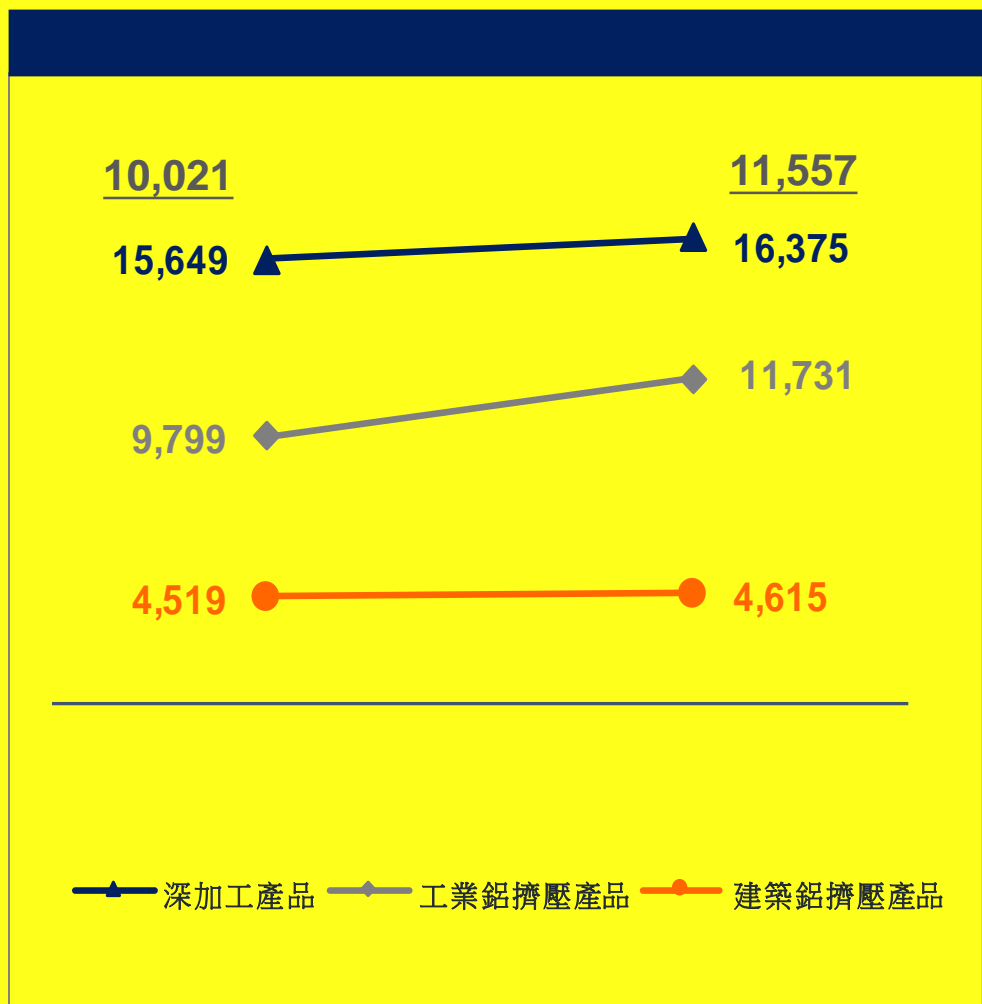
6 30 ()	2014	2015	
	7,948	7,892	- 0.7%
	2,244	2,541	+ 13.3%
(EBITDA)	2,066	2,402	+ 16.3%
	1,527	1,814	+ 18.8%
	1,271	1,498	+ 17.9%
()	0.19	0.21	+ 13.2%
()	0.08	0.11	+ 37.5%
%	2014	2015	()
	28.2	32.2	+ 4.0
	16.0	19.0	+ 3.0
(EBITDA Margin)	26.0	30.4	+ 4.4



2014
45.4 30%

收入分析





()	2014	2014	2015
1	16	17	30
2	164	96	116
3	111	110	107

()	2014 6 30	2014 12 31	2015 6 30
	48,797	53,769	59,251
4	16,177	11,231	10,969
	23,582	24,329	25,377
()	3.34	3.44	3.59
5	51.7%	54.8%	57.2%

1.
$$=(365/2)*((\quad + \quad) 2)$$
2.
$$=(365/2)*((\quad + \quad + \quad) 2)$$
3.
$$=(365/2)*((\quad + \quad) 2)$$
4.
$$= \frac{\quad + \quad}{\quad + \quad}$$
5.
$$= \frac{\quad}{\quad} * 100\%$$



中国忠旺
China Zhongwang

www.zhongwang.com



2015	
	90
75MN	21 (4 125MN)
()	22,999
()	11,731 /
	33.1%



225MN

2015	
()	8.0
	2.9
()	27,643 /
()	16,375 /
	36.5%






4,000




	2015	2016
	60	120









中国忠旺
China Zhongwang

www.zhongwang.com


	21 2016-2020	2025 4.0	+





中国忠旺
China Zhongwang

www.zhongwang.com




中国忠旺

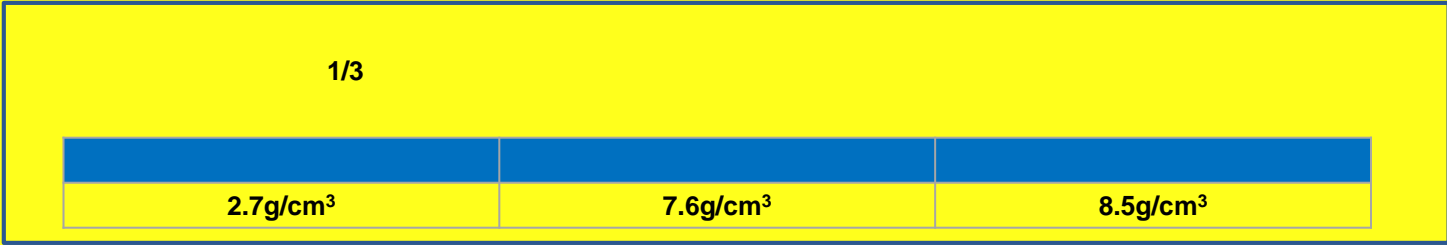
China Zhongwang

www.zhongwang.com


有色金屬中，
第1大的產量

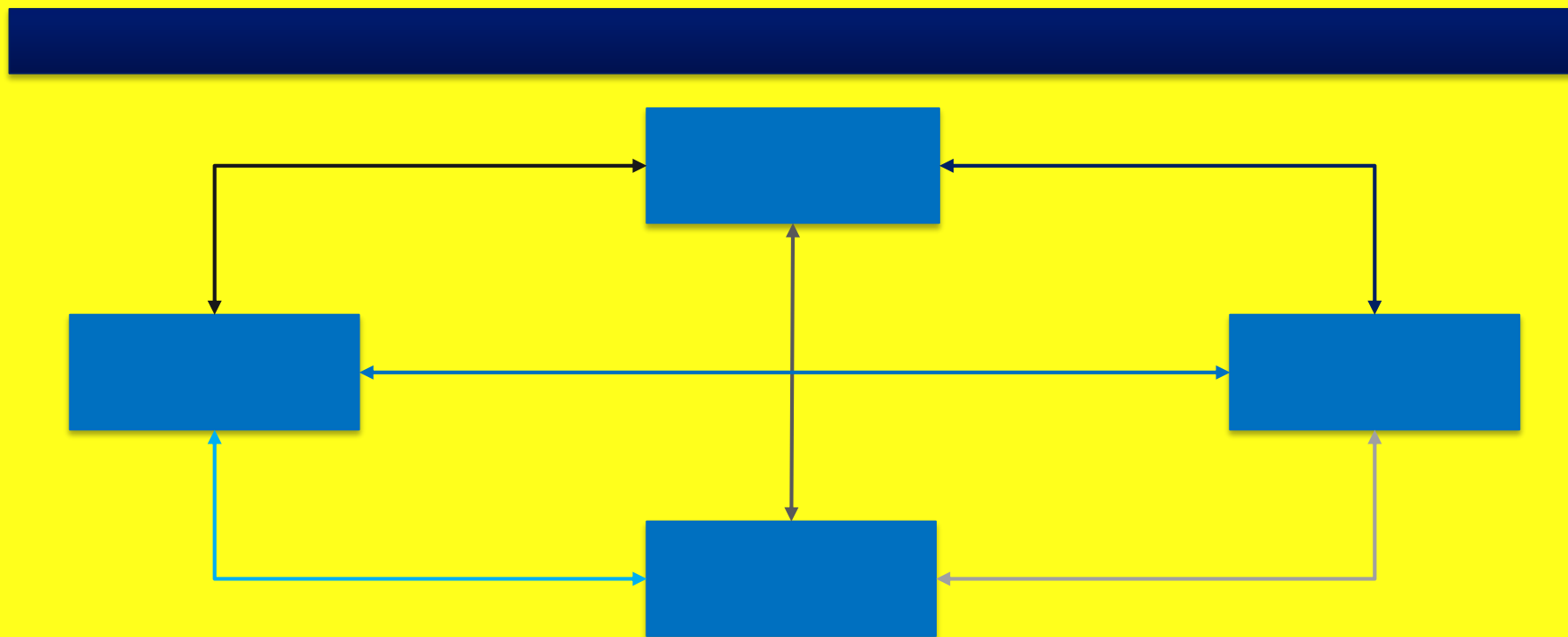


僅次於鋼，
第2用途最廣泛的金屬




地殼中，
第3豐富的元素





現有產品



工業鋁擠壓產品

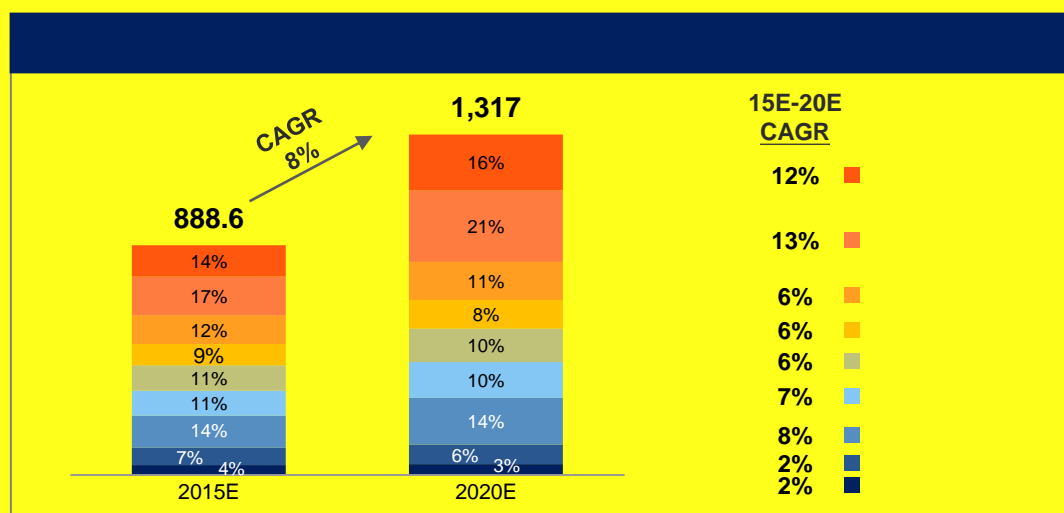
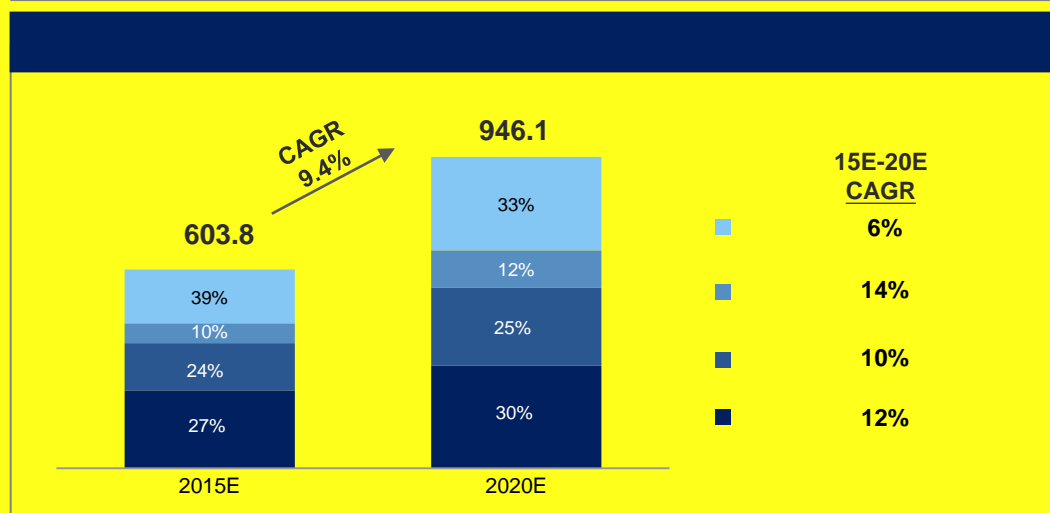
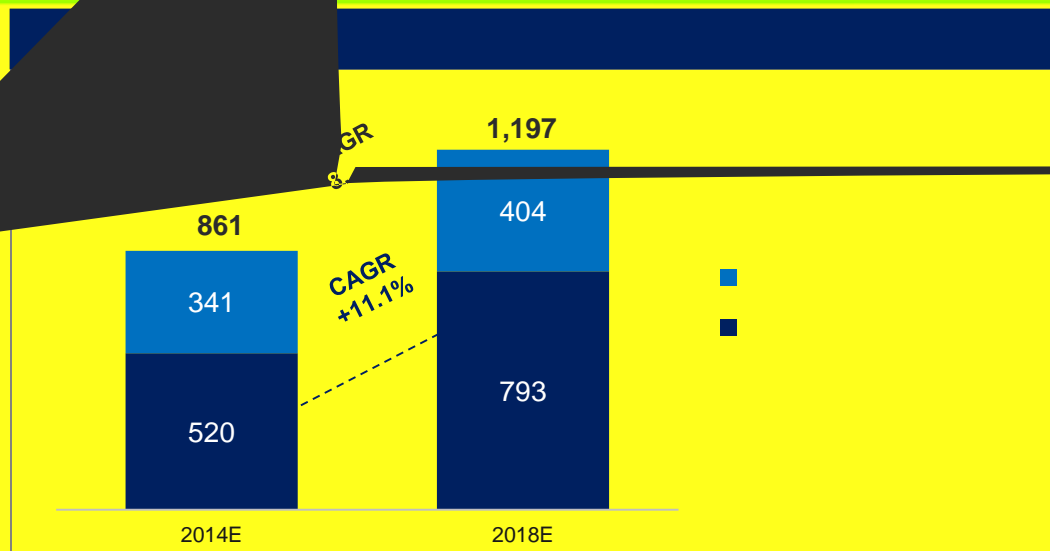


建築鋁擠壓產品



未來產品







2017-2025
CAFE
4.3

2025

20%

1. CAFE



2015
6.9

2015

GDP

8

2020

15



2020
CO₂ 2015
130
95
1 95
2025
CO₂
68~78



2015 F-150
97%
450
320
2025
30%
Model S
Wrangler
A8
Corvette
CLA



中国忠旺
China Zhongwang

www.zhongwang.com

www.zhongwang.com